

Reduce Installation Costs and Weight by eliminating large cable runs to manual switches through robust remote switching of high-ampere engine & auxiliary loads.

Ensure Flawless Operation for the Life of the Installation with a hermetically sealed contactor sealed against dust & moisture intrusion.

Get Positive Confirmation of Relay On/Off State with optional auxiliary contacts that support remote status indication.

High Contact Voltage Rating easily supports 12 and 24 Vdc applications while also supporting higher voltage applications up to 48 V and well beyond.



75 A Version Also Available



Ignition Protected safe for installation in closed compartments with potential explosive gases



High Electrical Switching Endurance delivers 6,000 cycles at 250A / 450V, 100,000 cycles at 250A / 14V



High Interrupt Current Capability safely able to open in a locked starter situation (up to 1,500 A @ 14 Vdc)

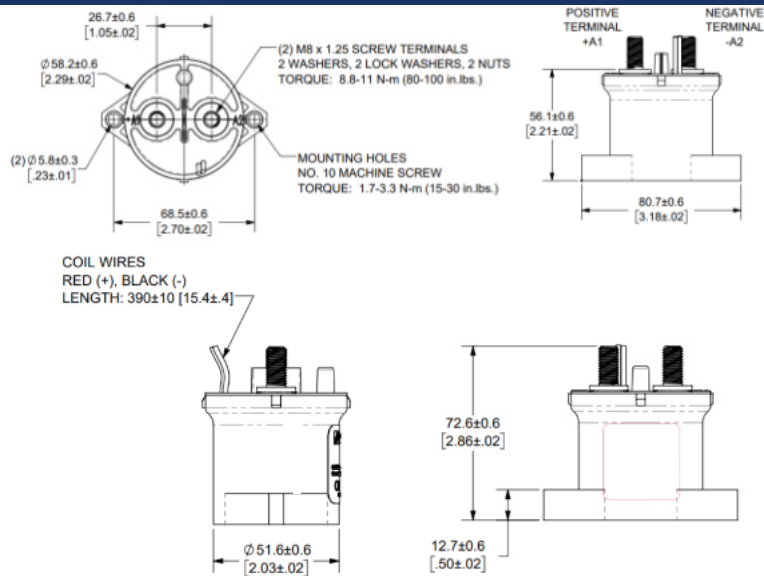


Bullet-proof Construction: Sealed device, high temp materials for engine compartment applications, and stainless self-locking hardware.



4 Year Industry Leading Warranty

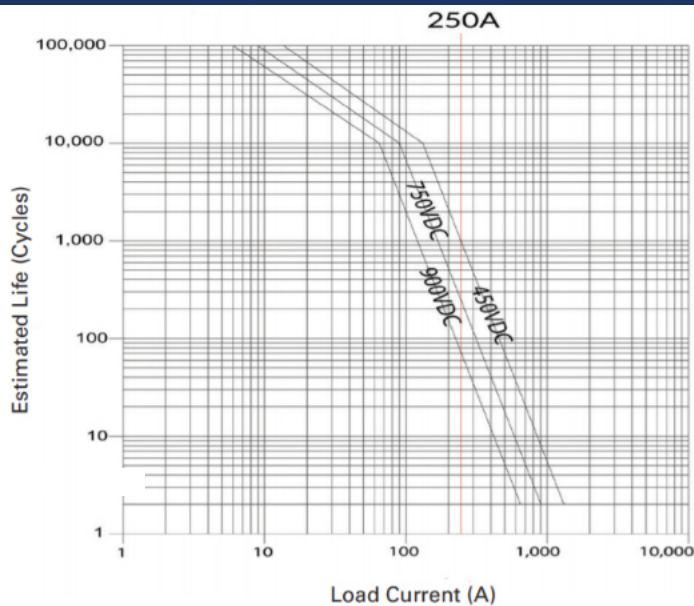
Product Dimensions



Electrical Specifications

Operational Control Voltage Range	9-36 Vdc
Coil Power Draw (Nominal)	1.7 Watts
Minimum Pick-Up Voltage	9 Vdc
Max Drop-Out Voltage	6 Vdc
Coil Inrush Current (Max)	3.8 A
Continuous Holding Current (12 Vdc)	0.13 A
Continuous Holding Current (24 Vdc)	0.07 A
Electrical Life (450 Vdc / 250 Amp)	5,000 Cycles
Dielectric Voltage Withstand	2,200 VRMS
Maximum Break Current (320 Vdc)	2,000 Amps
Maximum Contact Voltage	900 Vdc
Maximum Continuous Current	250 Amps
Contact Arrangement	SPST-NO (Form A)
Contact Terminals	

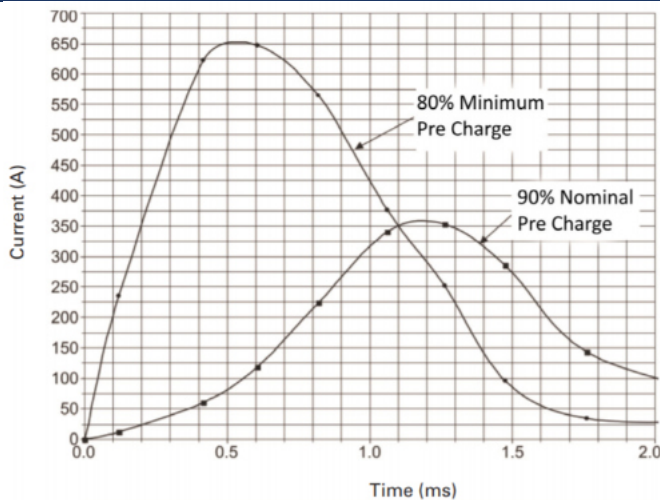
Estimated Make/Break chart



Additional Specifications

Max Operating Temperature	85 C (185 F)
Min Operating Temperature	-40 C (-40 F)
Terminal Material	Silver Plated Copper
Housing Material	Nylon (UL 94-V0)
Hardware Material	18-8 Stainless, Self-Locking
Terminal Stud Size	M8-1.25
Max Terminal Stud Torque	80 in-lbs (11.3 N-m)
Cable Terminal Stud Hole Size	5/16" (M8)
Ignition Protection	ISO-8846 / UL 1500
Flammability Rating	UL 94 V0
Operating Humidity	0 to 90% RH
Ingress Protection	IP67 / IP6K9K
Mounting Holes Size	#10
Mechanical Shock	35g / 10 cycles

Capacitive Make Test Curves



Part Numbers

	Resell Pack	Bulk Pack
Contact, 250A, 12/24 V	7021	7021B
Contact, 250A, 12/24 V, w/ Aux Contacts	7022	7022B

Similar Part Numbers

	Resell Pack	Bulk Pack
Contact, 75A, 12V	7023	7023B
Contact, 75A, 12 V, w/ Aux Contacts	7024	7024B
Contact, 75A, 24 V	7025	7025B
Contact, 75A, 24 V, w/ Aux Contacts	7026	7026B

*** DISCONNECT BATTERY FROM POWER DISTRIBUTION SYSTEM BEFORE INSTALLING PRODUCT TO PREVENT ELECTRICAL SHOCK OR PRODUCT DAMAGE**



www.egismobile.com
360.768.1211
Bellingham, WA U.S.A

